



AC1200 Mesh Wi-Fi Range Extender

Stable Dual Band
Wi-Fi Extension

RE300



Wi-Fi Dead-Zone
Killer



Supports Smart
Roaming



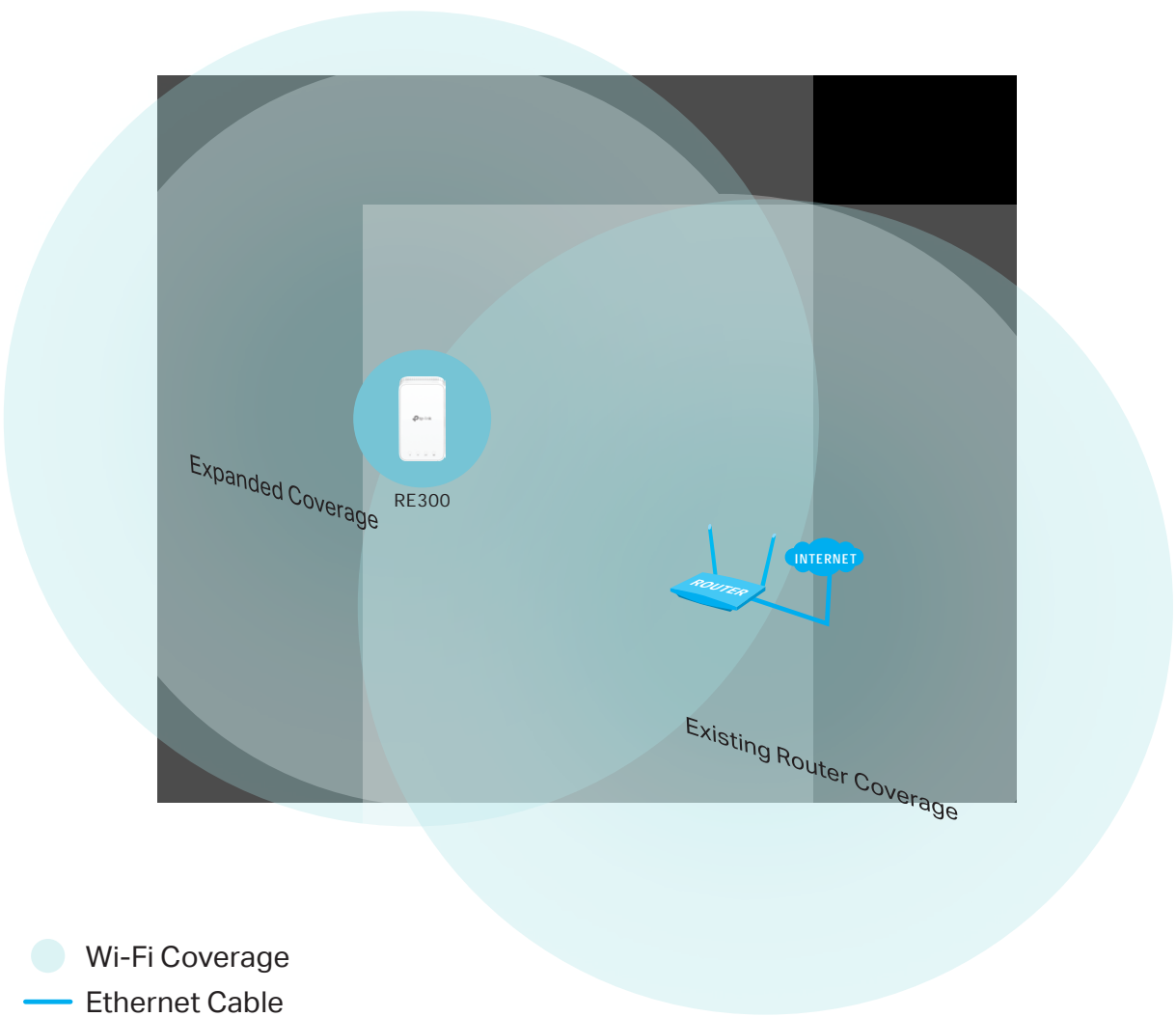
Easy Setup via
Tether App

OneMesh™

Highlights

Extend AC1200 Wi-Fi to Your Whole Home

The AC1200 Mesh Wi-Fi Range Extender connects to your router wirelessly, strengthening and expanding its signal into areas it can't reach on its own, achieving speeds of 300Mbps on the 2.4GHz band and 867Mbps on the 5GHz band.



Dual Band Connection

Separate 2.4GHz and 5GHz Wi-Fi bands allow more devices to connect to your network without reducing performance.



High Speed Mode

Use both Wi-Fi bands to establish one super-high-speed connection, ideal for HD streaming & gaming.



Adaptive Path Selection

Keep your network running at top-speed by automatically choosing the fastest connection path to the router.



Access Control

Allow or restrict internet access for certain devices for specifiable amounts of time.

Highlights



RE300 is more than a traditional range extender. It can create a Mesh network by connecting to a OneMesh™ Router for seamless whole-home coverage. Enjoy a Mesh network without having to replace your existing router by simply updating your OneMesh™ router's firmware.



Wi-Fi Dead-Zone Killer

Eliminate weak signal areas with Wi-Fi coverage for the whole house.



Smart Roaming

Enjoy uninterrupted streaming, surfing, and more—even when moving around your home.



One Wi-Fi Name

Stay connected to the same network name in every room.



Easy Setup and Unified Management

Push the WPS button to set up a Mesh network you can manage from the Tether app or web UI.




Check full list of OneMesh™ extenders and routers at <https://www.tp-link.com/One-Mesh/compatibility>

*More compatible devices coming soon

Perfect Location at a Glimpse

An intelligent Signal light helps you quickly find the best location to install the range extender.



- Good location
- Too far away from the router

Features



Ease of Use

- Intuitive Web UI– Ensures quick and simple installation without hassle
- Fast Encryption – One-touch WPA wireless security encryption with the WPS button
- Hassle-free Management with Tether App – Network management is made easy with the TP-Link Tether App, available on any Android or iOS device
- Online Upgrade – Keeps you informed of the latest firmware and allows onling updating on the web UI



Speed

- Ultimate Wireless Speed – Combined wireless speeds of up to 300Mbps (over 2.4GHz) and 867Mbps (over 5GHz)
- Support 802.11ac – Provides a data transfer rate 3 times faster than 802.11n for each stream
- Adaptive Path Selection – Keep your network running at top-speed by automatically choosing the fastest connection path to the router



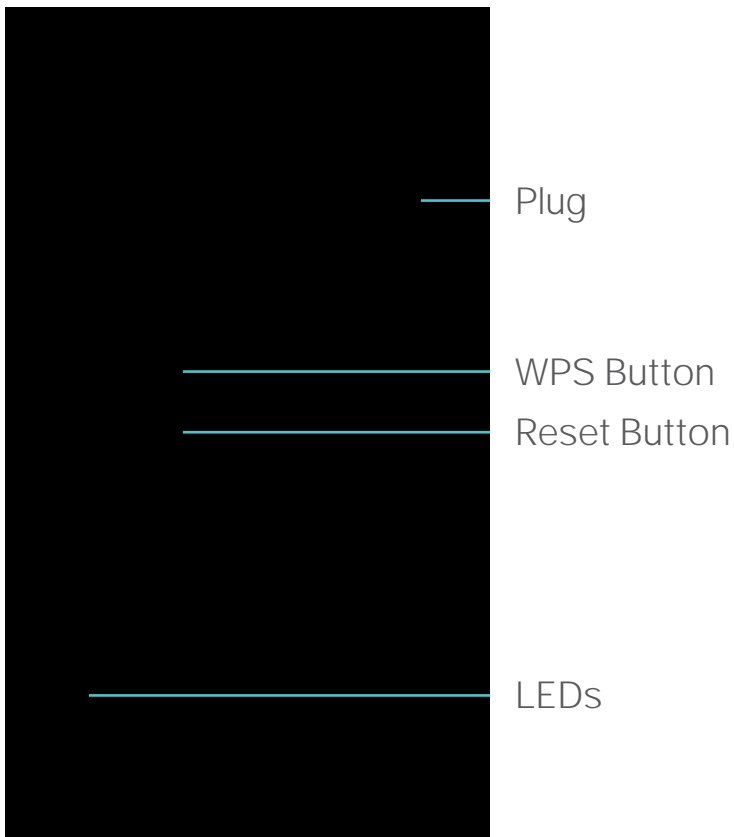
Reliability

- Simultaneous Dual Band – Separate Wi-Fi bands enable more devices to connect to your network without a drop in performance
- Reliable Connection – Internal antennas for optimal Wi-Fi coverage and reliable wireless connections

Specifications

Hardware

- Button: WPS Button, Reset Button
- Antenna: 2 Internal Antennas
- Power Consumption: 8.5W
- Dimensions (W × D × H):
2.7×2.8×4.9 in. (69.5×72.3×124.1 mm)



For more information, please visit
<https://www.tp-link.com/products/details/RE300.html>
or scan the QR code left

Wireless

- Wireless Standards: IEEE 802.11a/n/ac 5GHz, IEEE 802.11b/g/n 2.4GHz
- Frequency: 2.4GHz and 5GHz
- Signal Rate: 300Mbps at 2.4GHz, 867Mbps at 5GHz
- Transmit Power: 2.4GHz ≤20dBm, 5GHz ≤30dBm
- Reception Sensitivity:
5GHz:
11a 6Mbps: -92dBm, 11a 54Mbps: -77dBm
11ac HT20 MCS0: -92dBm, 11ac HT20 MCS8: -70dBm
11ac HT40 MCS0: -89dBm, 11ac HT40 MCS9: -65dBm
11ac HT80 MCS0: -85dBm, 11ac HT80 MCS9: -61dBm
2.4GHz:
11g 54Mbps: -79dBm, 11n HT20 MCS7: -75dBm
11n HT40 MCS7: -72dBm
- Wireless Function: Enable/Disable Wireless Radio, Wireless Statistics
- Wireless Security: 64/128-bit WEP, WPA/WPA-PSK2 encryptions

Others

- Certification
CE, RoHS
- System Requirements
Microsoft Windows 98SE, NT, 2000, XP, Vista™ or Windows 7, 8, 8.1, 10, MAC OS, NetWare, UNIX or Linux
Internet Explorer 11, Firefox 12.0, Chrome 20.0, Safari 4.0, or other Java-enabled browser
- Package Contents
Wi-Fi Range Extender RE300
Quick Installation Guide

Specifications are subject to change without notice. TP-Link is a registered trademark of TP-Link Technologies CO., Ltd. Other brands and product names are trademarks or registered trademarks of their respective holders. Copyright ©2019 TP-Link Technologies Co., Ltd. All rights reserved.
*Maximum wireless signal rates are the physical rates derived from IEEE Standard 802.11 specifications. Actual wireless data throughput and wireless coverage are not guaranteed and will vary as a result of 1) environmental factors, including building materials, physical objects, and obstacles, 2) network conditions, including local interference, volume and density of traffic, product location, network complexity, and network overhead, and 3) client limitations, including rated performance, location, connection quality, and client condition.